

FOLDY

Always read the instruction manual for safer assembly of scaffold



FOLDY UNIT

This work platform provides a fast, simple and cost effective solution for low level access. The modern alternative to step ladders.

Ideal for one man use, unfold the unit, position the platform allowing the correct guardrail height and start work. Easily portable and manoeuvrable, either open or closed, the unit passes easily through standard doorways.

- Lightweight and robust
- Optional platform levels 1mtr, 1.3mtr, 1.5 mtr & 2 mtr
- Fitted with castors
- Non slip platform boards
- Easily transportable
- Can be transported in a small van or standard elevator

Max safe working load 150 kg



Low Level Training Available

FOLDY UNIT

The Ascend Foldy Tower is a unique design of towers, which allows us to access with the complete safety. Anti-slip steps and platform with the safer access methods to assemble and dismantle. The number of components in the Tower- Kit is sufficient for proper installation.

WORKING HEIGHT	TOWER HEIGHT	PLATFORM HEIGHT	COMPONENTS	WHEEL	FOLDABLE LADDER RUNGS FRAME 2MTR HIGH	TRAPDOOR PLATFORM	DIAGONAL BAR	HORIZONTAL BAR	FOLDABLE LADDER RUNGS FRAME 3MTR HIGH with DA Stabilizer	TOTAL WEIGHT (IN KGS)	UNIT WEIGHT	
											3 MTR	4 MTR
					14.12	1					2	2
					6.35	1					1	1
					0.82	1					1	1
					1.03	2					4	4
					24.86						1	1
										25.75		38.55

ASCEND ACCESS SYSTEMS SCAFFOLDING L.L.C.

Tel : +971 4 885 5001

Toll Free : 800 722 33653

Email : sales@ascenduae.com

Website : www.ascenduae.com

FOLDY INSTRUCTION MANUAL

The law requires that the personnel erecting, dismantling or altering the tower must be competent. Any person erecting **Foldy** must have a copy of this guide.



STEP-1
Unfold the foldable frame.
See Illustration-1




STEP-2
Fit diagonal brace extend the adjustable stabilizer by pressing stabilizer trigger.
See Illustration-2



STEP-3
Fit Platform on 4th rung from the top.



STEP-4
Sitting on the trapdoor open fit two horizontal bars on both the open side of the platform.



STEP-5
Assembled





Illustration 1

Illustration 2



MAINTENANCE RULES

Ensure that the Foldy is kept clean.

Grease all moving parts with commercial oil. Wipe off excess oil.

Check frames and braces and boards for paint, grit, burrs etc. Remove any foreign substance with a light wire. If paint gets on the Foldy, it can be removed with turpentine.

Where brace and platform hooks attach the frames, ensure that the frame rungs are kept clean.

If in any doubt about the proper use and maintenance of the podium, consult the manufacturer.

Do not misuse or abuse the Foldy with heavy objects, hammers etc. Do not throw components in and out of vehicles or to the ground when the Foldy is being dismantled. Such abuse may reduce the structural integrity of the Foldy. Under no circumstances damage or incorrect components shall be used, Either repair it or get replacement.

GENERAL SAFETY RULES

1. Ensure all components are present and not damaged before use.
2. Do not use on unstable ground such as loose bricks, boxes or blocks.
3. Remove all personnel and materials before moving the folding unit.
4. When moving the unit, apply force manually by pushing at the base.
5. Do not gain height by using boxes, ladders, on the platform.
6. Do not overload the unit.
7. Do not overreach out of the unit.
8. Erect Foldy on a firm level ground.
9. Beware of horizontal forces (e.g. when using power tools) which could generate instability or overturning of the tower. Maximum horizontal force 10Kg.

**MAX SAFE
WORKING LOAD
PLATFORM 150 KG**

For more information on this product please contact us on:

Toll Free: 800 SCAFFOLD (800-72233653)
Email sales@ascenduae.com